

Renewing Federal Withholding Tax Exemption

Log in to the [GWEB Information System](#)

The screenshot shows the GW Technology GWeb Sign-on page. The browser address bar displays <https://it.gwu.edu/gweb>. The page header includes the GW Technology logo and a 'GET HELP' button. A navigation bar contains links for 'I want to', 'Services', 'Resources for', 'Alerts', 'Security', and 'About'. A breadcrumb trail shows 'Home > I want to > GWeb'. On the left, a sidebar lists various services such as 'Telecommute', 'Log In To GWeb', 'About GWeb Access', 'Access Blackboard', 'Access Internet', 'Activate or access GW email', 'Chat with Martha', 'Download Software', 'Reset my email password', 'Reset my GWeb PIN', 'Reset my voicemail PIN', and 'Set up my office phone'. The main content area features the heading 'GWeb Sign-on' and the instruction 'Sign in using the appropriate button below.' Below this, a paragraph states: 'Current students, faculty, staff, and alumni as of 2019: Log into the GWeb Information System using your GW email address (NetID@gwu.edu) and password.' A section for 'Former Students' provides instructions for users who are not currently students. The page is divided into two columns: 'Access with GW Email' and 'Access with GWID & PIN'. The 'Access with GW Email' column contains three buttons: 'Current Students', 'Current Faculty & Staff', and 'Alumni as of 2019'. The 'Access with GWID & PIN' column contains three buttons: 'Applicants', 'Former Faculty & Staff', and 'Alumni prior to 2019'. A red box highlights the 'Access with GW Email' header. A yellow callout box with the text 'Click Current Students, Faculty/Staff, or Alumni as of 2019' has three red arrows pointing to the 'Current Students', 'Current Faculty & Staff', and 'Alumni as of 2019' buttons.

Home > I want to > GWeb

GWeb Sign-on

Sign in using the appropriate button below.

Current students, faculty, staff, and alumni as of 2019: Log into the GWeb Information System using your GW email address (NetID@gwu.edu) and password.

Former Students:
If you are a former student (currently not a student or have not graduated from GW within the past year), click the Current Students button to access GWeb with your GW Email (NetID & Password). If it has been more than one year since you were a former student, click the Applicants button to access GWeb with your GWID & Pin.

Access with GW Email	Access with GWID & PIN
Current Students	Applicants
Current Faculty & Staff	Former Faculty & Staff
Alumni as of 2019	Alumni prior to 2019

Click Current Students, Faculty/Staff, or Alumni as of 2019

❖ Use your [@gwu.edu](mailto:NetID@gwu.edu) email address

File Edit View History Bookmarks Tools Help

Banner Secured Area

https://banweb.gwu.edu/PRODCartridge/twbkwbis.P_GenMenu?name=pmenu.P_Main

Most Visited Google eLauncher by Evisions SecureTransfer MyGW CIS Notifications SoftTime Online B of A B2Bi PNC B of A CashPro FedEx

THE GEORGE WASHINGTON UNIVERSITY WASHINGTON, DC

GWeb
INFORMATION SYSTEM

Personal Information Menu **Employee Information Menu** GW Alert Login Portal

Search Go

RETURN TO MENU SITE MAP HELP EXIT

Employee Information

The George Washington University makes every reasonable effort to collect and maintain accurate information that the information contained herein is incorrect due to a clerical error or an omission, that is consequential, exemplary, or other damages or losses that may directly or indirectly result from such error or omission. Therefore, please carefully read the information herein, proofread your changes and report any errors to the appropriate department or Payroll Services.

Please note the new menu item below. The Employee Information menu item will launch the new Employee Self-Service application where you will now find Labor Redistributions among other more modern features. See the Labor Redistribution User Guide.

- Employee Information NEW**
 - Labor Redistributions
 - Effort Reporting
 - Employee Profile
- Retirement Benefits**

Please visit [NetBenefits](#) or call a retirement plan representative at 1-800-343-0860 to access your retirement savings account(s). This Web site, hosted by Fidelity Investments, will allow you to enroll with either investment provider (TIAA or Fidelity), change your payroll contribution percentage, change investment providers and more! For additional information, visit the [Benefits](#) website.
- Health and Welfare Benefits**

Please visit [EasyEnroll](#) to newly enroll in the health and welfare plans, make changes due to a qualifying life event, view your current elections and more! For additional information, visit the [Benefits](#) website.
- Pay Information**
 - View your Pay Stubs
 - View your Direct Deposit breakdown.
 - View your Modify Direct Deposit.
 - View your Earnings History.
 - View your Deductions History.
 - View your D.C. Wage Notification.
 - View your Easy View Paycheck - On-Line Direct Deposit Notification
- Tax Forms**
 - View W-4 information.
 - Print your W2-Form

Under the Employee Information Menu Tab, Click Health and Welfare Benefits

File Edit View History Bookmarks Tools Help

Banner Secured Area

https://banweb.gwu.edu/PRODCartridge/twbkwbis.P_GenMenu?name=pmenu.P_BenMer

Most Visited Google eLauncher by Evisions SecureTransfer MyGW CIS Notifications SoftTime Online B of A B2Bi PNC B of A CashPro FedEx

THE GEORGE WASHINGTON UNIVERSITY WASHINGTON, DC




GWeb
INFORMATION SYSTEM

Personal Information Menu Employee Information Menu GW Alert Login Portal

Search Go

RETURN TO MENU SITE MAP HELP EXIT

Benefits and Deductions

-  [Retirement Plans](#)
If you are eligible to participate in the GW Retirement Plans, please visit [NetBenefits](#) to... will allow you to enroll with either investment provider (TIAA or Fidelity), change your payroll contribu... change investment providers and more! For additional information, visit the [Benefits](#) website.
-  [Health & Welfare Benefits Plans](#)
If you are eligible to participate in the GW Health & Welfare benefits plans, please visit [EasyEnroll](#) to newly enroll, make changes due to a qualifying life event, view your current elections and more! To speak with a customer service representative call **1 (888)-4GWUBEN (or 1-888-449-8236)**. For additional information, visit the [Benefits](#) website.
-  [Taxes and Miscellaneous](#)
View your payroll taxes and other miscellaneous deductions. For Payroll questions please contact the payroll department at payroll@gwu.edu.

RELEASE: 8.9G

Click on Taxes and Miscellaneous

File Edit View History Bookmarks Tools Help

Banner Secured Area

https://banweb.gwu.edu/PRODCartridge/bwpkdcmm.P_DispednCurMisc

Most Visited Google eLauncher by Evisions SecureTransfer MyGW CIS Notifications SoftTime Online B of A B2Bi PNC B of A CashPro FedEx

Contact Payroll Services should you have questions or wish to enroll in and make changes to your current elections for:

- Federal/Local Income Taxes
- Garnishments/Levies
- Health and Wellness Center
- GW Gifts
- SmarTrip

FICA - Medicare
Benefit or Deduction as of date: 06/15/20
Status of Benefit or Deduction: Active
Start Date: 06/09/14
End Date:

[History](#) | [Contributions or Deductions](#)

FICA - Old Age
Benefit or Deduction as of date: 06/15/20
Status of Benefit or Deduction: Active
Start Date: 06/09/14
End Date:

[History](#) | [Contributions or Deductions](#)

Federal Income Tax Withheld
Benefit or Deduction as of date: 06/15/20
Status of Benefit or Deduction: Active
Start Date: 06/09/14
End Date:
Filing Status: Married
Number of Allowances: 0
NRA Indicator: No
Step 2C Indicator: No
Year Ind:
Additional Withholding: 300.00
Dependent Amount:
Other Income:
Deductions:

[History](#) | [Update](#) | [Contributions or Deductions](#)

Locate your Federal Income Tax deduction and Click Update

File Edit View History Bookmarks Tools Help

Banner Secured Area

https://banweb.gwu.edu/PRODCartridge/bwpkdcmm.P_UpdateDednMisc? 90%

Most Visited Google eLauncher by Evisions SecureTransfer MyGW CIS Notifications SoftTime Online B of A B2Bi PNC B of A CashPro

Personal Information Menu Employee Information Menu GW Alert Login Portal

Search [] Go [] SITE MAP | HELP | EXIT

Update Miscellaneous Benefit Information

Enter your desired payroll deduction and click the Submit Changes button. The Effective Date of Change must be in the current or future pay period. Please refer to the [payroll calendar](#) for help.

If you are making a sustaining gift to GW through a payroll deduction, thank you and the Annual Giving team (giving@gwu.edu) will follow-up with an email to confirm your gift allocation. You may designate your gift to any campus fund. If we do not hear back from you, your gift will support the Power & Promise fund for student aid.

The IRS released a new W-4 form for 2020. The filing status and additional withholding amount (if any) will default in to the number of allowances/exemptions are no longer used. If you would like to review that information you can access your [W-4](#).

* - indicates a required field.

Federal Income Tax Withheld
Deduction Effective as of: 01/14/21

If your last name differs from that shown on your Social Security Card, check here.
Note: See Form W-4 instructions.

Effective Date of Change MM/DD/YYYY:*
Note: Effective Date must be in the current or future pay period.

Deduction Status:*
I claim exemption from withholding for the tax year specified, and I certify that I meet both of the following conditions for exemption.
* Last year I had no tax liability and
* This year I expect to have no tax liability.
If you meet both conditions, select "Exempt" in Deduction Status field.

Filing Status:*
Nonresident Alien:
Step 2C Indicator:

Dependents Under 17 999999.99 : Multiply the number of qualifying children under age 17 by \$2,000.
Other Dependents 999999.99 : Multiply the number of other dependents by \$500.
Dependent Amount 999999.99 : Step 3: Add the amounts above and enter the total here.
Other Income 999999.99 : Step 4a) See Form W-4 instructions.
Deductions 999999.99 : Step 4b) See Form W-4 instructions.
Additional Withholding 999999.99 : Step 4c) Extra Withholding. Enter any additional tax you want withheld each pay period.

Enter the effective date of 2/18/21

Deduction status should be Exempt

Click Certify Changes

File Edit View History Bookmarks Tools Help

Banner Secured Area

https://banweb.gwu.edu/PRODCartridge/bwpkdcmm.P_UpdateDednMisc?dcde=FIT

Most Visited Google eLauncher by Evisions SecureTransfer MyGW CIS Notifications SoftTime Online B of A B2Bi PNC B of A CashPro FedEx

Enter your desired payroll deduction and click the Submit Changes button. The Effective Date of Change must be in the current or future pay period. Please refer to the [payroll calendar](#) for help.

If you are making a sustaining gift to GW through a payroll deduction, thank you and the Annual Giving team (giving@gwu.edu) will follow-up with an email to confirm your gift allocation. You may designate your gift to any campus fund. If we do not hear back from you, your gift will support the Power & Promise fund for student aid.

The IRS released a new W-4 form for 2020. The filing status and additional withholding amount (if any) will default in to the new form fields, but number of allowances/exemptions are no longer used. If you would like to review that information you can access your [W-4 History](#).

* - indicates a required field.

Federal Income Tax Withholding
Deduction Effective as of:

If your last name differs from [Name]
Note: See Form W-4 instructions

Effective Date of Change MM/YY
Note: Effective Date must be in the current or future pay period.

Deduction Status:* Active

I claim exemption from withholding for the tax year specified, and I certify that I meet both of the following conditions for exemption.

- * Last year I had no tax liability and
- * This year I expect to have no tax liability.

If you meet both conditions, select "Exempt" in Deduction Status field.

Filing Status:* Married

NRA Indicator:

Step 2C Indicator:

Dependents Under 17 999999.99 : Multiply the number of qualifying children under age 17 by \$2,000.

Other Dependents 999999.99 : Multiply the number of other dependents by \$500.

Dependent Amount 999999.99 : Step 3: Add the amounts above and enter the total here.

Other Income 999999.99 : Step 4a) See Form W-4 instructions.

Deductions 999999.99 : Step 4b) See Form W-4 instructions.

Additional Withholding 999999.99 : Step 4c) Extra Withholding. Enter any additional tax you want withheld each pay period.

Under penalties of perjury, I declare that I have examined this certificate and to the best of my knowledge and belief, it is true, correct, and complete.

Confirm your selection

File Edit View History Bookmarks Tools Help

Banner Secured Area

https://banweb.gwu.edu/PRODCartridge/bwpkdupd.P_UpdateDednProcess

Most Visited Google eLauncher by Evisions SecureTransfer MyGW CIS Notifications SoftTime Online B of A B2Bi PNC B of A CashPro FedEx

THE GEORGE WASHINGTON UNIVERSITY WASHINGTON, DC

GWeb
INFORMATION SYSTEM

Personal Information Menu Employee Information Menu GW Alert Login Portal

Search Go [SITE MAP](#) | [HELP](#) | [EXIT](#)

Tax Update Confirmation

The updates you requested were successfully processed and will be effective for the pay period selected. If you wish to make changes to your state withholding click Miscellaneous.

[Miscellaneous](#)

[[Benefits and Deductions Menu](#) | [Employee Main Menu](#) | [Main Menu](#)]

RELEASE: 8.13.1.3G

Choose Miscellaneous to verify your changes and see your current elections