

## Accessing Your Pay Stub

Log in to the [GWEB Information System](#)

The screenshot shows the GW Technology GWeb Sign-on page. The browser address bar displays <https://it.gwu.edu/gweb>. The page header includes the GW Technology logo and a 'GET HELP' button. A navigation bar contains links for 'I want to', 'Services', 'Resources for', 'Alerts', 'Security', and 'About'. A breadcrumb trail shows 'Home > I want to > GWeb'. On the left, a sidebar lists various services such as 'Telecommute', 'Log In To GWeb', 'About GWeb Access', 'Access Blackboard', 'Access Internet', 'Activate or access GW email', 'Chat with Martha', 'Download Software', 'Reset my email password', 'Reset my GWeb PIN', 'Reset my voicemail PIN', and 'Set up my office phone'. The main content area features the heading 'GWeb Sign-on' and the instruction 'Sign in using the appropriate button below.' Below this, it states: 'Current students, faculty, staff, and alumni as of 2019: Log into the GWeb Information System using your GW email address ([NetID@gwu.edu](mailto:NetID@gwu.edu)) and password.' A section for 'Former Students' provides instructions: 'If you are a former student (currently not a student or have not graduated from GW within the past year), click the Current Students button to access GWeb with your GW Email (NetID & Password). If it has been more than one year since you were a former student, click the Applicants button to access GWeb with your GWID & Pin.' The page is divided into two columns: 'Access with GW Email' and 'Access with GWID & PIN'. The 'Access with GW Email' column contains three buttons: 'Current Students', 'Current Faculty & Staff', and 'Alumni as of 2019'. The 'Access with GWID & PIN' column contains three buttons: 'Applicants', 'Former Faculty & Staff', and 'Alumni prior to 2019'. A red box highlights the 'Access with GW Email' header. A yellow box with the text 'Click Current Students, Faculty/Staff, or Alumni as of 2019' has three red arrows pointing to the 'Current Students', 'Current Faculty & Staff', and 'Alumni as of 2019' buttons.

Home > I want to > GWeb

# GWeb Sign-on

Sign in using the appropriate button below.

Current students, faculty, staff, and alumni as of 2019: Log into the GWeb Information System using your GW email address ([NetID@gwu.edu](mailto:NetID@gwu.edu)) and password.

Former Students:  
If you are a former student (currently not a student or have not graduated from GW within the past year), click the Current Students button to access GWeb with your GW Email (NetID & Password). If it has been more than one year since you were a former student, click the Applicants button to access GWeb with your GWID & Pin.

**Access with GW Email**

- Current Students
- Current Faculty & Staff
- Alumni as of 2019

**Access with GWID & PIN**

- Applicants
- Former Faculty & Staff
- Alumni prior to 2019

Click Current Students, Faculty/Staff, or Alumni as of 2019

❖ Use your [@gwu.edu](mailto:NetID@gwu.edu) email address

Search  Go

Select Employee Information Tab

### Main Menu

#### Employee Information Menu

- Retirement Benefits
- Benefits and Deductions
- Pay Information
- Tax Forms
- Current and Past Jobs
- TaskStream
- Conflict of Interest Reporting

#### Personal Information Menu

- On-Site/Off-Site Status
- View Addresses and Phones
- Update Addresses and Phones
- View Emergency Contacts
- Update Emergency Contacts
- View E-mail Address(es)
- Update E-mail Address(es)
- Change PIN

#### GW Alert Login Portal

RELEASE: 8.9.1G

Search  Go

### Employee Information

The George Washington University makes every reasonable effort to collect and maintain University shall not be held liable for any special, consequential, exemplary, or other damages herein, proofread your changes and report any inaccuracies to Human Resources, Benefit

Please note the new menu item below. The Employee Information menu item will have new features. Click here for the Labor Redistribution User Guide.

#### Employee Information NEW

- Labor Redistributions
- Effort Reporting
- Employee Profile

#### Retirement Benefits

Please visit NetBenefits or call a retirement plan representative at 1-800-422-0860 to access your retirement information, investment providers and more! For additional information, visit the Benefits website.

#### Health and Welfare Benefits

Please visit EasyEnroll to newly enroll in the health and welfare plans, make changes due to a qualifying life event.

#### Pay Information

- View your Pay Stubs
- View your Direct Deposit breakdown.
- View your Modify Direct Deposit.
- View your Earnings History.
- View your Deductions History.
- View your D.C. Wage Notification.
- View your Easy View Paycheck - On-Line Direct Deposit Notification








Click Pay Information

Search

Click Pay Stub

## Pay Information

---

-  [Pay Stub](#)
  -  [Direct Deposit Breakdown](#)
  -  [Modify Direct Deposit](#)
  -  [Earnings History](#)
  -  [Deductions History](#)
  -  [D.C. Wage Notification](#)
  -  [Easy View Paycheck - On-Line Direct Deposit Notification](#)
- 

RELEASE: 8.9.1G